

# CR 106

## Biblical and Psychological Dimensions in Evangelistic Preaching

### Functions of illustrations in Evangelistic Sermon

*Claudius C. Morgan*

A stylized silhouette of a mountain range in shades of teal, located at the bottom right of the slide.



Objective:

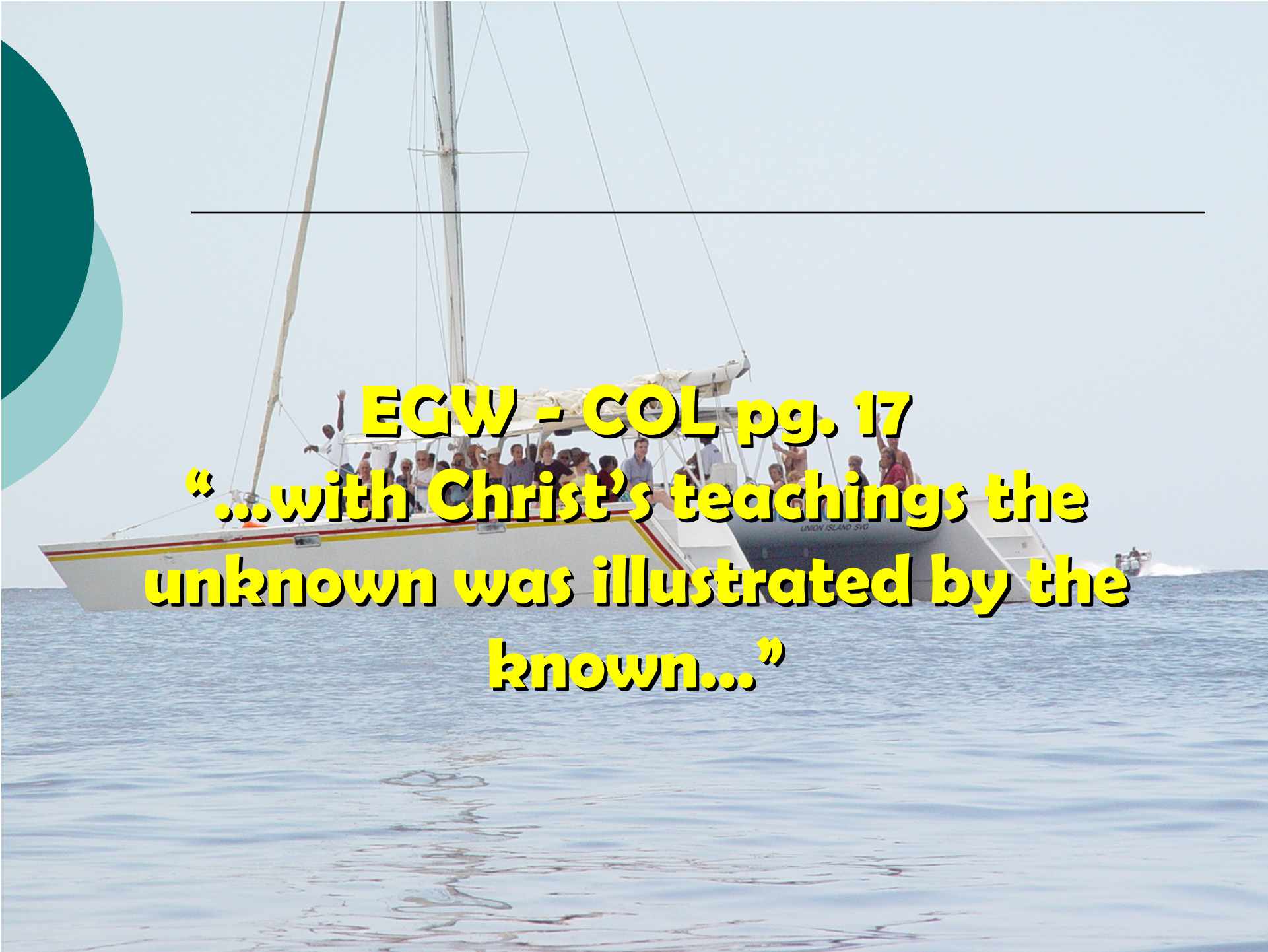
*At the end of the presentations of the three modules listed under the course CR 106, you should be able to write and preach an evangelistic sermon, and understand the Biblical and psychological dimensions of biblical preaching.*

## Mark 4:34

**(BBE) And without a story he said nothing to them:**

**CEV) He did not tell them anything without using stories.**

**(KJV) But without a parable spake he not unto them:**



**EGW - COL pg. 17**  
**“...with Christ’s teachings the unknown was illustrated by the known...”**

# Functions of Illustrations:

- Illustrations help hold attention.


*It is not the amount of truth you give that counts but the amount your listeners receive.*

- Illustrations motivate by adding emotions to your logic.

*People only do the things they feel like doing! Logic deals with reasoning, emotions deal with feeling.*

- Illustrations help listeners retain truth longer.

*A sermon lesson is like a nail. The illustration is like the hammer that drives the nail home.*



Assignment: Pair and  
share.

Give other functions of  
illustrations.



# Types of Illustrations:

- **Parable** - A story
- **Analogy** - Comparing two things that are alike. Eg. 1 Cor. 12
- **Allegory** - A story in which the characters and events represent a deeper meaning.
- **Anecdote** - A short amusing or interesting story about a real person or thing.
- **Historical** - A word picture of scenes and events of the past

# Rules concerning illustrations:

- Do not read your illustration. Try to memorize it.
- Never explain an illustration
- Keep the dignity of the pulpit
- Be careful of allusions to people
- Avoid thread-bear illustrations (stale)



# Sources of Illustrations:

- The Bible.
- Books of illustration.
- Literature (Poetry, Drama, Essays etc.)
- Observation of life.
- Fables
- Newspapers
- Nature Scenes
- Use imagination
- Past experiences




**Let us list other sources:**

# How to use Illustration:

Illustration comes from the Latin word “LUX” and it means to shine.

What makes sense to you: Pointing a flash light at the sky or pointing it to a picture of Jesus?





Illustrations are used to  
shine light on your sermon.  
And they must always be  
incidentals (minor part) to  
your sermon.

# Topic: If loving Him is wrong I don't 'wanna' be right!

- **Objective:** To show the importance of the death of Christ on the cross.

Subject: Plan of Salvation/True Love

**Attention:** He is rich but he is drug pusher. He is handsome but he has AIDS. And even though Sharon knows that he has tested positive for the deadly virus, she will not let him go. In fact, she said, "If he dies I will die." He treats her like a queen. "If loving him is wrong I do not want to be right!"

# Need

Everybody needs love. Some people will hold on to any person. Good or bad, ugly or good looking!

WHY? They need love!

But tonight if there is one person who truly deserves our love, it is Jesus.

Why does He deserve our love?

**Romans 5:8**

If loving Him is wrong I don't want to be right!

# Deductive outline

- Biblical reference of Visualization/Benefits.

*What is the incentive!*

*We are Justified by faith*

*We have peace with God*

*We have access to God through Jesus Christ*

Romans 5:1 – In this life

**Illustration: Man who wants to get to God**

There will be no more dying. Eden of God will be restored. Hallelujah!

Revelation 22:1-3 – In the life to come

Read the text and find an illustration that shines light on the most important element in the verse or verses.


- **Biblical reference of the NEED STEP**  
*Focus on the imbalance! What is the problem!*

**Romans 5:12 – Entrance of sin**

**Genesis 3:17-19 – Consequences of sin**



The power behind illustrations is not the use of the illustrations. The strength of any illustration is making the right application.





Why are applications more powerful than the illustrations?

If the illustration doesn't make the point, the application should.

# An example of using an illustration with its relevant application.

- Illustration: Little girl helping her mom dust the furniture.

- Application:

If the Bible is rightly placed:

Crime will be less rampant

Children will respect their parents

The home will be a place of peace and joy

# An example of using an illustration with its relevant application.

---

- Illustration: Prove it!

- Application:

Jesus proved His love for us:

He came to earth voluntarily

Laid down His life

The nails didn't kill Him. He died because our sins were upon him.

He has proven beyond a shadow of a doubt that He loves us. Do you love Him? If you do PROVE IT!

Stand and sing with me "yes Jesus love me!"

Where in the Munroe Motivation Sequence do you place illustrations?

Anywhere! You can begin the sermon with an illustration and end it with one. What is important is that it must make more visual and relevant your presentation.



# Finally:

---

- Illustrations/Application are more effective when they are added after your sermon is prepared.
- To get illustrations/applications ask **yourself this question:** What illustrations or practical applications can I come up with that will help my listeners understand my objective for presenting this sermon?